



6TH HOMBURGER NEUROENDOSCOPY WEEK 2017

September 11 - 15, 2017 Homburg-Saar / Germany

Endoscopic Neuro and Spine Surgery

**CRANIAL
NEUROENDOSCOPY**

FOCUS ON
INTRAVENTRICULAR AND
PEDIATRIC NEUROSURGERY

MODULE 1

September 11 - 13, 2017

**SPINAL
ENDOSCOPY**

THE EASYGO! SYSTEM
AND OTHER CONCEPTS

MODULE 2

September 13 - 15, 2017

Airport

We recommend **Frankfurt International Airport**, which is located approx. 150 kilometers away from Homburg. The airport is also the largest airport train station in Germany and offers connections to any German city with German Rail (**Deutsche Bahn**). From the long distance station you can take a train to Homburg-Saar main station. For further information, please visit the following websites: • www.frankfurt-airport.de • www.bahn.de

The next smaller airport is Saarbrücken-Ensheim (approx. 35 km away from Homburg-Saar). There you have to take a cab to Homburg-Saar, because otherwise you have to drive by bus and train. For further information please visit:

- www.flughafen-saarbruecken.de
- www.saarfahrplan.de

Due to confusion over the location of **Homburg-Saar** in the past, we want to point out where **Homburg-Saar** is located in Germany. It is close to Saarbrücken, about 150 km south-west of Frankfurt and 35 kilometer from the French border. **Homburg-Saar** should not be confused with the cities of **Hamburg** or **Bad Homburg**.



Distances

- The distance from Homburg central station to
- Homburg University Medical Center: 4,0 km
 - Hotel Stadt Homburg: 2,8 km
 - Hotel Apado garni: 2,0 km
 - Hotel Rabenhorst: 4,0 km
 - Hotel Euler: 1,5 km
 - Schlossberg-Hotel Homburg: 3,2 km

CME CERTIFICATION (CONTINUING MEDICAL EDUCATION)

The Saarland Medical Council awards CME-Certificates for participation in this workshop.

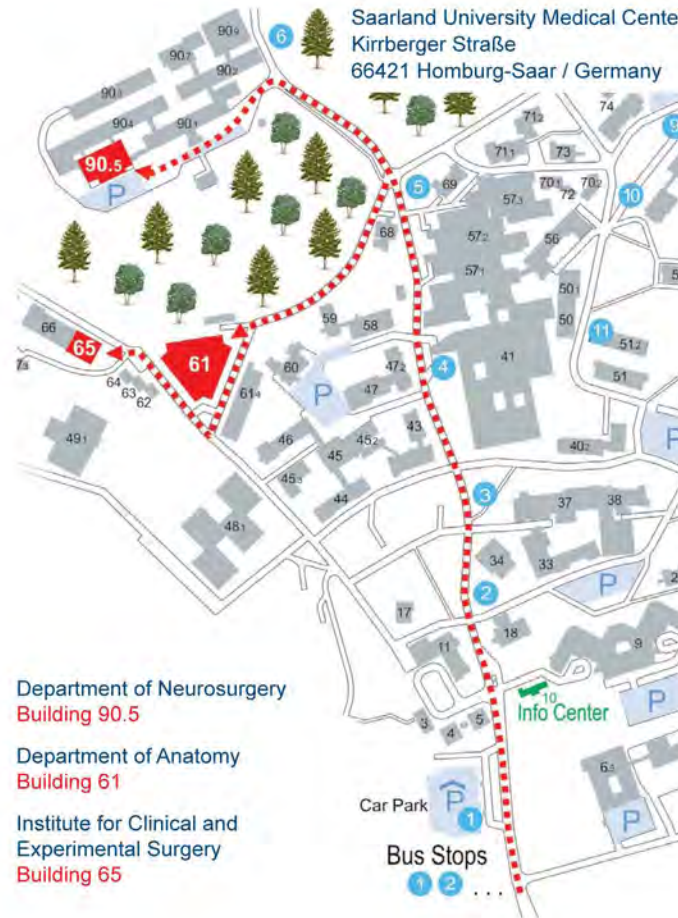
MODULE 1

18 medical
education credits
Category C



MODULE 2

18 medical
education credits
Category C



Department of Neurosurgery
Building 90.5

Department of Anatomy
Building 61


Institute for Clinical and
Experimental Surgery
Building 65

Kindly supported by:



INVITED LECTURES:

- 08:20 **Endoscopic Assisted Aneurysm Surgery**
A. Cordoba / Uruguay
- 08:40 **Endoscopic Assisted Microsurgery of Intraventricular and Deep Seated Brain Lesions Via Endoport**
R. Bošnjak / Slovenia
- 09:00 **Endoscopic Anatomy of the Ventricles and Complications of Intraventricular Neuroendoscopy**
M. Özek / Turkey
- 09:20 **Pitfalls in Neuroendoscopy**
A. Cáceres / Costa Rica

 09:45 COFFEE BREAK

Endoscopic Assisted Skull Base Surgery

- 10:20 **Mononostril vs. Binostril Approach**
J. Oertel, Homburg-Saar / Germany

INVITED LECTURES:

- 10:30 **Endoscopic Pituitary Surgery**
D. Locatelli / Italy
- 10:50 **Giant Pituitary Surgery – Is the Outcome Different?**
S. Sharif / Pakistan
- 11:10 **CSF Fistula Repair**
S. Sharif / Pakistan
- 11:30 **Extended Endonasal Approach to Parasellar Pituitary Adenomas in Different Cavernous Sinus Compartments**
R. Bošnjak / Slovenia

 12:00 LUNCH BREAK

- 13:00 **Endoscopic Ultrasound Aspirator**
S. Linsler, Homburg-Saar / Germany
- 13:20 **Endoscopic Assisted Biopsy**
P. Hendrix, Homburg-Saar / Germany
- 13:30 **Endoscopic Assisted Anterior Fossa Surgery**
A. Stadie / Germany

14:00 - 17:10 **Build. 65 - Exp. Surgery**

- 14:00 **Welcome and Introduction to the Institute for Clinical and Experimental Surgery**
M. Menger, Homburg-Saar / Germany
- 14:10 **HANDS-ON COURSE II - ENDOSCOPY IN ANIMAL MODELS**
Simulation of Endoscopic Intraventricular Procedures
S. Senger, Homburg-Saar / Germany
- 17:00 **The Future of Neuroendoscopy**
J. Oertel, Homburg-Saar / Germany

CLOSURE OF MODULE 1

Handing out of certificates

Wednesday, Sept. 13, 2017

19:00 - 19:50 **„Schlossberg Hotel“, Homburg-Saar**

- 19:00 **Welcome and Opening**
J. Oertel, Homburg-Saar / Germany
- 19:10 **Introduction to Spine Endoscopy**
J. Oertel, Homburg-Saar / Germany
- 19:20 **History of Spine Endoscopy**
B. Burkhardt, Homburg-Saar / Germany
- 19:30 **Spine Anatomy Under Endoscopic View**
B. Burkhardt, Homburg-Saar / Germany

INVITED LECTURE:

- 19:40 **Experience with Thorascopic Surgery**
R. Erwin Comips / The Netherlands
- 20:00 **Dinner and Get-Together at the Restaurant “Vauban”, Schlossberg-Hotel, Homburg-Saar**


Thursday, Sept. 14, 2017

08:00 - 17:00 **Build. 90.5 - Neurosurgery**

The EasyGO! System

- 08:00 **Registration**
- 08:15 **The EasyGO! 2.0 System**
J. Oertel, Homburg-Saar / Germany
- 08:50 **Case Presentations**
B. Burkhardt, S. Müller, Homburg-Saar / Germany

09:00 HD-LIVE-SURGERY PART A

 10:00 COFFEE BREAK

- 10:10 **EasyGO! in Lumbar Disc Prolaps**
J. Oertel, Homburg-Saar / Germany

INVITED LECTURE:

- 10:30 **Minimally Invasive Options in Spine Surgery**
M. Zileli / Turkey
- 10:50 **EasyGO!: Intralaminar Fenestration**
B. Burkhardt, Homburg-Saar / Germany
- 11:10 **EasyGO!: Decompression in Lumbar Stenosis**
S. Linsler, Homburg-Saar / Germany

11:30 HD-LIVE-SURGERY PART B


 13:00 LUNCH BREAK WITH POSTER SESSION

- 14:00 **Cervical Application of the EasyGO! Complication Avoidance**
J. Oertel, Homburg-Saar / Germany

INVITED LECTURES:

- 14:20 **Cervical Anatomy for Endoscopy**
R. H. Dahlan / Indonesia
- 14:40 **The Sacroiliac Joint as a Pain Generator in the LBP. The iFuse System as MIS Treatment Option for the Sacroiliac Joint**
P. P. Menchetti / Italy

- 15:00 **Percutaneous Endoscopic Disc Surgery: Its Evolution and Socioeconomic Role in Ageing Societies**
H. Leu / Switzerland
- 15:20 **CSF Flow Disorders in the Lumbar Subarachnoid Space - and its Endoscopic Treatment**
J.-P. Warnke / Germany

 15:40 COFFEE BREAK

- 15:50 **Industrial exhibition hands-on and introduction to cadaver hands-on**

17:00 **Departure (Build. 90)**

GUIDED TOUR - DINNER

- 18:00 **Start Sightseeing: Kasematten Saarbrücken**
Underground Castle complex from the Middle Ages and Renaissance: discover parts of the medieval castle, the casemates, a military installations and a dungeon.

19:30 **Dinner at the Restaurant “Tomate 2“**


22:30 **Return to the hotels**

Friday, Sept. 15, 2017

08:00 - 15:40 **Build. 61 - Anatomy**

INVITED LECTURES:

- 08:15 **The SpineTIP System**
T. Lübbers / Germany
- 08:30 **SpineTIP or EasyGO! - Which System to Choose**
C. Tschan / Germany
- 08:50 **The Gore Spine System/Transforaminal Stitchless Solutions Under Local Anaesthesia for Lumbar Canal Symptomatic Stenosis**
S. Gore / India
- 09:10 **Lumbar Canal Bilateral Decompression with Unilateral Approach with Endospine**
S. Rohidas / India
- 09:30 **Minimal Invasive Spine Surgery Using a Tube System**
I. Polythodorakis / Greece

 10:00 COFFEE BREAK AND GROUP PICTURE

10:15 **HANDS-ON COURSE - LUMBAR SPINE**
Demonstration on Cadavers

 12:30 LUNCH BREAK

13:00 **HANDS-ON COURSE - CERVICAL SPINE**
Demonstration on Cadavers

- 15:30 **EasyGO! System: A Summary**
J. Oertel, Homburg-Saar / Germany

15:40 CLOSURE OF MODULE 2

Handing out of certificates

Dear colleagues

Following the great success of the last years, it is my pleasure to announce the

6th Homburger Neuroendoscopy Week
at the

Department of Neurosurgery

Saarland University, Homburg-Saar / Germany,

under the reputable auspices of the IFNE. The workshop is divided into two modules, involving intracranial endoscopy (**MODULE 1**) and endoscopic spine surgery (**MODULE 2**). We will provide comprehensive lectures, interesting live surgery cases and hands-on-lessons on animal models and human cadavers.

We are very pleased to present an extraordinary international faculty with experts in all fields of neuroendoscopy:



Roman Bošnjak (Slovenia)
Adrián Cáceres (Costa Rica)
Giuseppe Cinalli (Italy)
Shlomi Constantini (Israel)
Alvaro Cordoba (Uruguay)
Erwin Cornips (The Netherlands)
Rully Hanafi Dahlan (Indonesia)
Hans Delye (The Netherlands)
Chandrashekhari Deopujari (India)
Satischandra Gore (India)
Serge Gorelyshev (Russia)
André Gortenhuis (The Netherlands)
Hansjörg Leu (Switzerland)

Davide Locatelli (Italy)
Thomas Lübbers (Germany)
Pier Paolo Menchetti (Italy)
Memet Özek (Turkey)
Ioannis Polythodorakis (Greece)
Ricardo Ramina (Brazil)
Shrinivas Rohidas (India)
Spyros Sgouros (Greece)
Salman Sharif (Pakistan)
Christof Tschan (Germany)
Ulrich-Wilhelm Thomale (Germany)
Jan-Peter Warnke (Germany)
Mehmet Zileli (Turkey)

THE LECTURES will cover indications, surgical techniques and equipment selection as well as personal experiences and pitfalls.

HD-LIVE-SURGERY transmitted from the operation room will demonstrate endoscopic approaches - step by step.

Additionally **HANDS-ON WORKSHOPS** will provide demonstrations of neuroendoscopic techniques as well as time to enhance your own surgical skills on cadavers and animal models.

As shown a selected variety of innovative neurosurgical products will be presented in the accompanying **INDUSTRIAL EXHIBITION**.

Due to the great demand in the last years, we will offer additional seats in our course excluding the hands-on part for a reduced participation fee.

We are looking forward to welcoming you in Homburg-Saar.

Sincerely yours

Prof. Dr. Joachim Oertel

UNDER THE REPUTABLE AUSPICES OF



IFNE
International Federation
of Neuroendoscopy



WSCS
World Spinal
Column Society

Monday, Sept. 11, 2017

17:00 - 22:30 „Schlossberg Hotel“, Homburg-Saar

Introduction to Neuroendoscopy

- 17:00 **Welcome and Opening**
- 17:15 **Introduction to Cranial Neuroendoscopy**
J. Oertel, Homburg-Saar / Germany
- 17:30 **History of Neuroendoscopy**
P. Grunert, Homburg-Saar / Germany
- 17:50 **Arachnoid Cysts-Classification and Endoscopic Treatment**
J. Rediker, Homburg-Saar / Germany
- 18:00 **Diagnostic Modalities of Intracranial Cysts Especially Cisternography**
W. Reith, Homburg-Saar / Germany
- 18:10 **Anatomy of Posterior Fossa - Endoscopic View**
A. Stadie, Homburg-Saar / Germany
- 18:20 **Aneurysm Anatomy - Endoscopic View**
G. Fischer, Homburg-Saar / Germany
- INVITED LECTURE:**
- 18:30 **Endoscopic Ventricular Anatomy and Endoscopic-Assisted Microsurgery in Brain Tumors**
S. Gorelyshev / Russia
- 19:00 **Vestibular Schwannomas - The Role of Endoscopy / Cholesterol Cysts of the Temporal Bone - Endoscopic Approach**
R. Ramina / Brazil
- 19:30 **Endoscopic Skull Base Surgery: The ENT Perspective**
B. Schick, Homburg-Saar / Germany
- 20:00 **Dinner and Get-Together at the Restaurant "Vauban", Schlossberg-Hotel, Homburg-Saar**

Tuesday, Sept. 12, 2017

08:00 - 15:00 Build. 90.5 - Neurosurgery

Basics of Intraventricular Endoscopy

- 08:00 **Registration**
- 08:15 **Welcome and Opening**
J. Oertel, Homburg-Saar / Germany
- 08:20 **Introduction to Intraventricular Endoscopy**
J. Oertel, Homburg-Saar / Germany
- 08:35 **ShuntScope Assisted Catheter Placement**
S. Antes, Homburg-Saar / Germany
- INVITED LECTURE:**
- 08:45 **Endoscopic Treatment of Craniosynostosis**
H. Delye / The Netherlands
- 09:00 **Case presentation**
- 09:15 **HD-LIVE-SURGERY SESSION**
- 10:00 **COFFEE BREAK**
- 10:15 **HD-LIVE-SURGERY SESSION**

INVITED LECTURES:

- 11:00 **Complex Hydrocephalus in Children**
A. Grotenhuis / The Netherlands
- 11:20 **ETV Complication Avoidance**
S. Constantini / Israel
- 11:40 **Intraventricular Tumors**
G. Cinalli / Italy
- 12:00 **HD-LIVE-SURGERY SESSION**
- 12:30 **LUNCH BREAK WITH POSTER SESSION**
Special Applications in Cranial Neuroendoscopy
Young Neurosurgeons Corner
- 13:30 **Cysts in Children**
S. Sgouros / Greece
- KEYNOTE LECTURE:**
- 13:50 **Endoscopic Lavage**
U. Thomale / Germany
- 14:20 **Role of Endoscopy in Shunt Malfunction in Pediatric Section**
C. Deopujari / India
- 14:40 **Advanced Use of the Shuntscope**
C. Tschan / Germany
- 15:00 **Combined Intraventricular Procedures**
S. Senger, Homburg-Saar / Germany

15:15 - 18:00 Build. 61 - Anatomy

- 15:15 **HANDS-ON COURSE I - DEMONSTRATION ON CADAVERS**
- Neuroendoscopy of the Pituitary Gland and Sella Region
 - Neuroendoscopy of Ventricular Lesions
 - Supraorbital Approaches

18:00 **Departure (Build. 61 - Anatomy)**

GUIDED TOUR - DINNER

- 18:30 **Start Sightseeing: County Stud Zweibrücken**
Discover the Landgestüt Zweibrücken where you will learn about horse breeding, the Napoleonic times and get to know the famous „Zweibrücker“ horse breed.
- 20:00 **Dinner at the Restaurant „Valentins Wirtshaus“**
- 22:30 **Return to hotels**

Wednesday, Sept. 13, 2017

08:15 - 13:30 Build. 90.5 - Neurosurgery

Endoscopic assisted neurosurgery

- 08:15 **Introduction to Endoscopic Assisted Neurosurgery**
J. Oertel, Homburg-Saar / Germany

Invited Speaker

Roman Bošnjak	(Slovenia)
Adrián Cáceres	(Costa Rica)
Giuseppe Cinalli	(Italy)
Shlomi Constantini	(Israel)
Alvaro Cordoba	(Uruguay)
Erwin Cornips	(The Netherlands)
Rully Hanafi Dahlan	(Indonesia)
Hans Delye	(The Netherlands)
Chandrashekhara Deopujari	(India)
Satischandra Gore	(India)
Serge Gorelyshev	(Russia)
André Gortenhuis	(The Netherlands)
Hansjörg Leu	(Switzerland)
Davide Locatelli	(Italy)
Thomas Lübbers	(Germany)
Pier Paolo Menchetti	(Italy)
Memet Özek	(Turkey)
Ioannis Polythodorakis	(Greece)
Ricardo Ramina	(Brazil)
Shrinivas Rohidas	(India)
Spyros Sgouros	(Greece)
Salman Sharif	(Pakistan)
Christof Tschan	(Germany)
Ulrich-Wilhelm Thomale	(Germany)
Jan-Peter Warnke	(Germany)
Mehmet Zileli	(Turkey)

Associated Faculty

Menger, Michael, M.D., PhD Director of the Institute of Experimental Surgery Dean of the Saarland University Faculty of Medicine Saarland University Medical Center Homburg-Saar / Germany	Schick, Bernhard, M.D., PhD Director of the Department of ENT Medical Director of the Saarland University Medical Center Saarland University Medical Center Homburg-Saar / Germany
Reith, Wolfgang, M.D., PhD Director of the Department of Neuroradiology Saarland University Medical Center Homburg-Saar / Germany	

Local Speaker

Antes, Sebastian, M.D. Endoscopic Fellow Department Homburg-Saar	Philipp, Hendrix, M.D. Endoscopic Fellow Department Homburg-Saar
Burkhardt, Benedikt, M.D. Spine Fellow Department Homburg-Saar	Oertel, Joachim, M.D., PhD Director of the Department of Neurosurgery Department Homburg-Saar
Fischer, Gerrit, M.D. Managing Senior Consultant Department Homburg-Saar	Rediker, Jana, M.D. Endoscopic Fellow Department Homburg-Saar
Grunert, Peter, M.D., PhD Department Homburg-Saar	Senger, Sebastian, M.D. Endoscopic Fellow Department Homburg-Saar
Linsler, Stefan, M.D. Skull Base and Neuropediatric Consultant Department Homburg-Saar	Stadie, Axel, M.D., PhD Chief Consultant Department Homburg-Saar

Organization

Course Director
Joachim Oertel, M.D.

Local Organization
Lisa Senger
Janine Veith

Department of Neurosurgery
University of Saarland
Kirrberger Straße, Building 90.5
66421 Homburg-Saar / Germany
Phone: +49 (0) 6841 1624400
Fax: +49 (0) 6841 1624016
E-Mail: congress.neurosurgery@uks.eu
www.uks.eu/neurosurgery

Congress Language

The official language of the course is
English

Invitation Letter

Please do not hesitate to contact us via
email if you need an invitation letter to
participate in our workshop. We regret
that this invitation does not include
travel expenses, personal insurance,
accommodation costs or registration
fees.

Important Dates

Until July 4 th , 2017	Deadline for early bird registration / reduced fee
Until August 8 th , 2017 (receipt of request for cancellation)	Deadline for cancellation and reimbursement
After August 9 th , 2017	Reimbursement no longer possible

Payment

- Please transfer the participation fee to the following account
Bank 1 Saar
Bank code: 591 900 00
Account number: 97718008
Account holder: University of Saarland
Purpose: (Please add as reason for payment)
E-204 1502 12
Neuroendoscopy Week 2017

IBAN: DE 94 5919 0000 0097 7180 08
SWIFT code: SABA DE 5 S

- The payment of registration fees is only to be done by bank transfer to our university.
- The participation fees are payable within 14 days after submission of the registration. Otherwise, the booked places cannot be guaranteed.
- Banking fees have to be paid by the remitter.
- The participation fees for early-bird bookings are to be paid no later than July 4th, 2017. Otherwise, the full participation fees are payable.

Cancellation policy

- Cancellations must be made in writing and are subject to the following conditions:
until August 9th, 2017: 100 % refund
after August 9th, 2017: no refund.
- Cancellation fee 50,00 EUR.

Registration

- The registration is possible via our website or by sending the enclosed registration form via email or fax:

www.uks.eu/neurosurgery
E-Mail: congress.neurosurgery@uks.eu
Fax: +49 (0) 6841 1624016

- Registration is limited – Early enrollment is encouraged.
- Registration is only confirmed after payment is received.
- With your registration you accept our general terms and conditions.

Participation fees until July 4th, 2017

	Basic (without hands-on)	Premium (including hands-on)
Module 1	400,00 €	990,00 €
Module 2	400,00 €	990,00 €
Module 1 + 2	750,00 €	1.800,00 €

Participation fees after July 4th, 2017

	Basic (without hands-on)	Premium (including hands-on)
Module 1	450,00 €	1.200,00 €
Module 2	450,00 €	1.200,00 €
Module 1 + 2	850,00 €	2.100,00 €

Participation fee includes:

- Scientific sessions
- Congress bag and name badge
- Course book
- Guided tour and dinner
- WiFi
- Coffee break / Lunch
- Get-together and dinner
- CD with photo documentation

Not included are:

- Costs for travel expenses
- Accommodation costs
- Costs for shuttle from hotel to venue and back.

Accommodation

The participants are kindly asked to book the rooms themselves. We have reserved a limited contingent of rooms at special rates at the following hotels:
(Reference: "Neuroendoscopy Week 2017")

	distances hotel - venue
Hotel Stadt Homburg www.hotel-stadt-homburg.de	1.2 km
Hotel Apado garni www.hotel-apado.de	1.9 km
Hotel Rabenhorst www.hotel-rabenhorst.de	3.0 km
Hotel Euler www.hoteleuler.de	3.0 km
Schlossberg-Hotel Homburg www.schlossberghotel-homburg.de	5.0 km