

How to start an aortic valve repair program? 😊

Jan Vojacek, M.D., Ph.D.

Professor of Cardiac Surgery

Department of Cardiac Surgery, University Hospital Hradec Kralove

Czech Republic



AORTIC VALVE REPAIR: How to start


Should I invite prof.
Schäfers or prof. El
Khoury??

Repair or replacement?

Bicuspid or tricuspid?

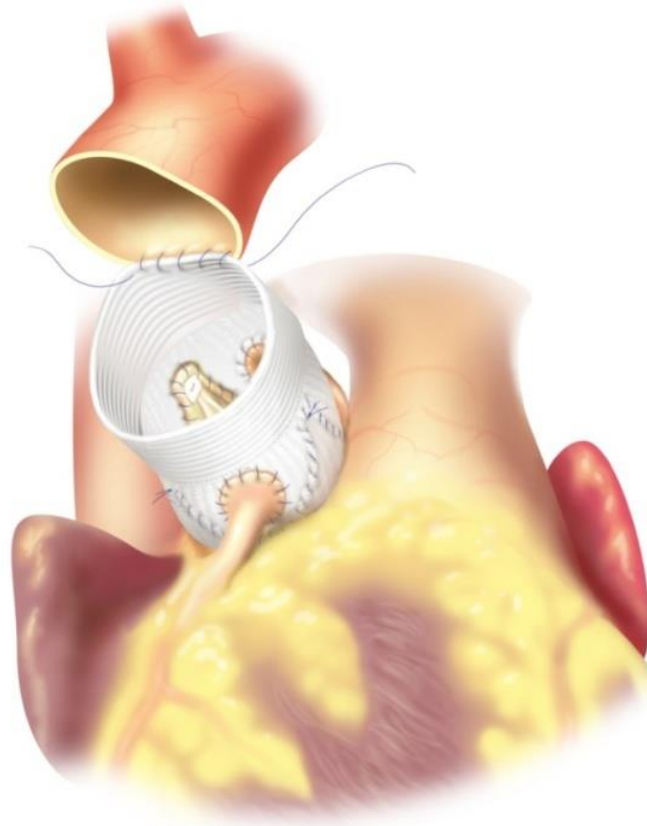
Reimplantation?

Remodeling?



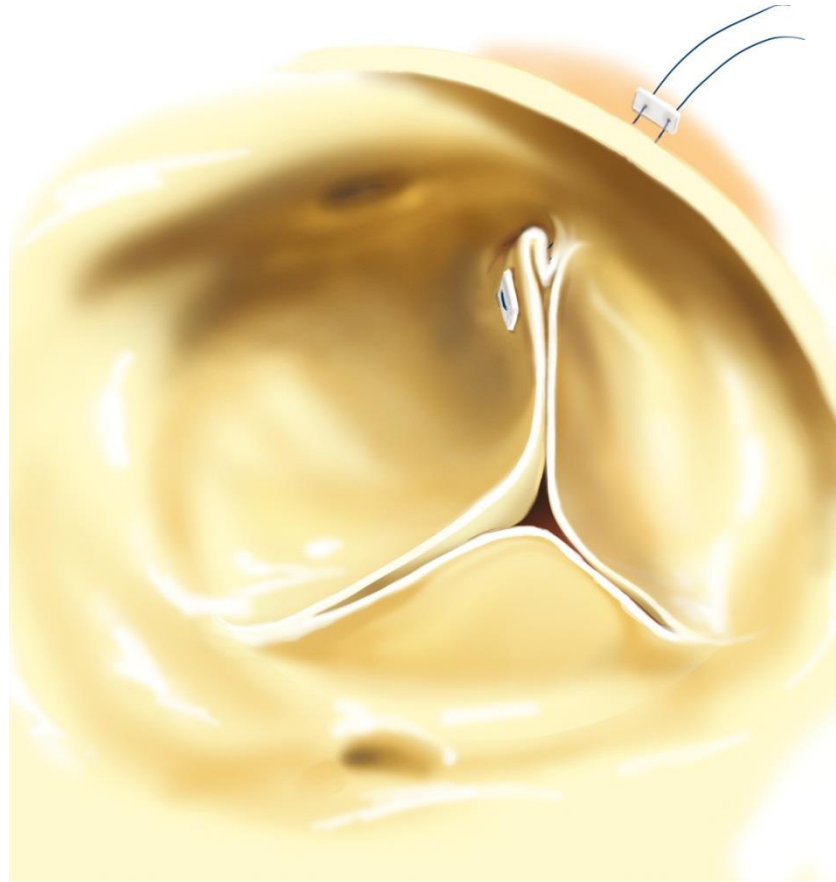
AORTIC VALVE REPAIR:

How to start



AORTIC VALVE REPAIR:

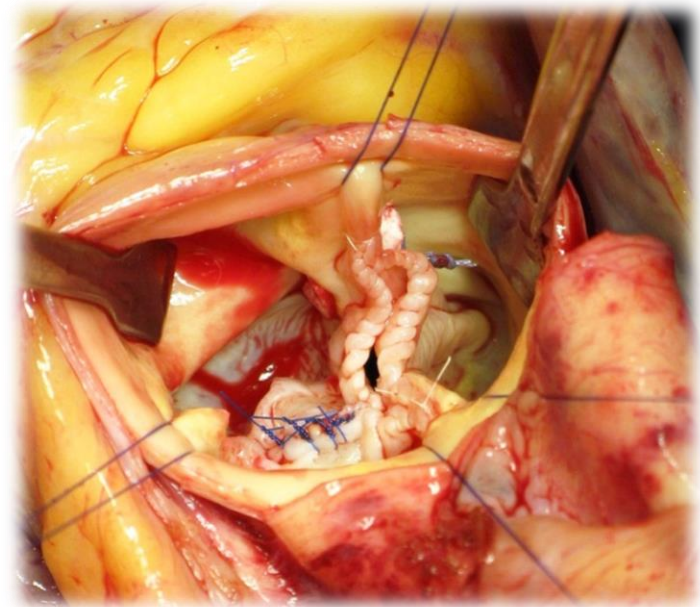
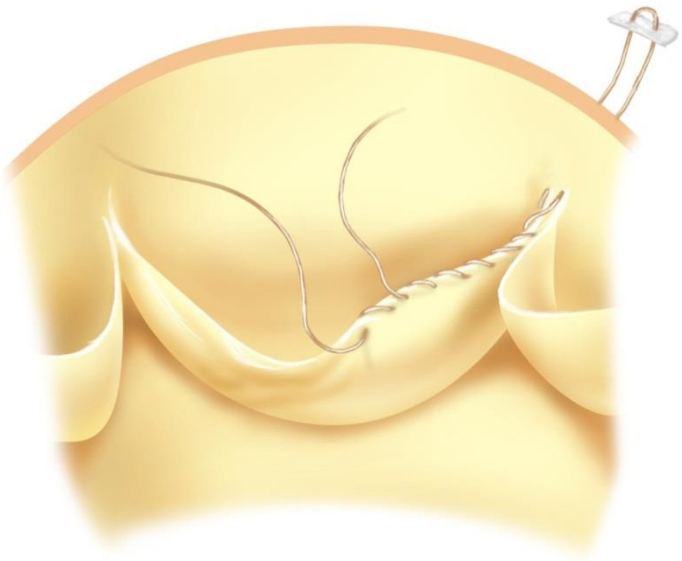
How to start



Paracommissural plication according to TRUSLER

AORTIC VALVE REPAIR:

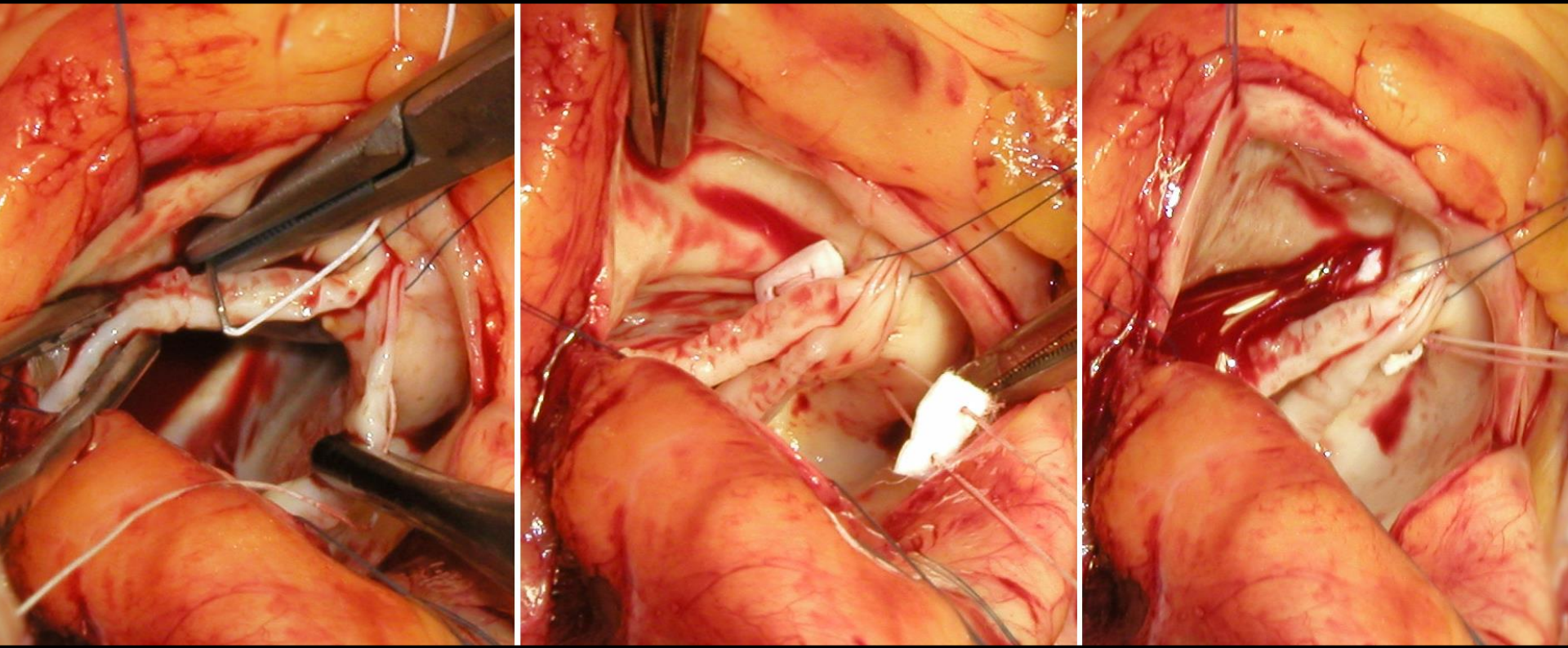
How to start



Reinforcement of the free margin with PTFE

AORTIC VALVE REPAIR:

How to start



Subcommissural plication according to Cabrol

AORTIC VALVE REPAIR:

How to start

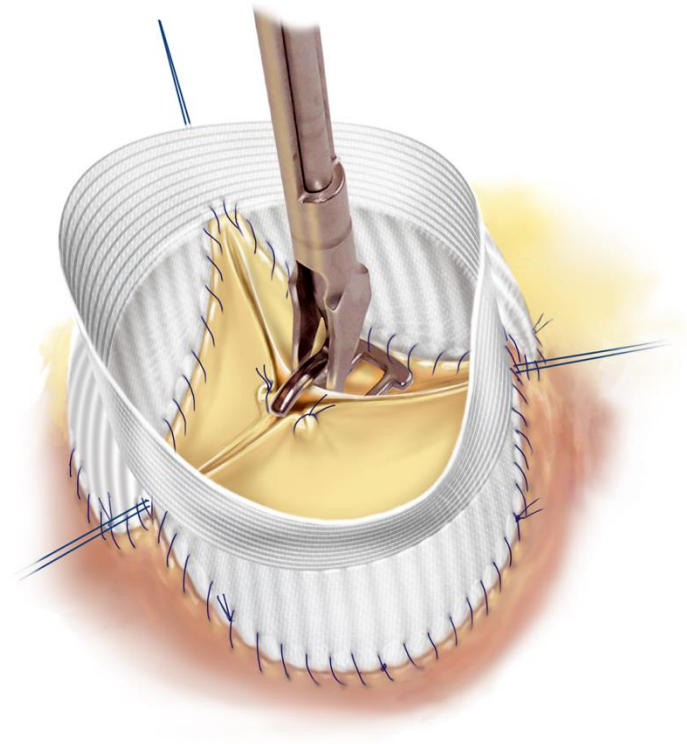
Residual prolapse

Induced prolapse

AORTIC VALVE REPAIR: How to start

Residual prolapse


Induced prolapse



AORTIC VALVE REPAIR:

How to start

Reconstruction of the Aortic Valve and Root:
A Practical Approach
DVD



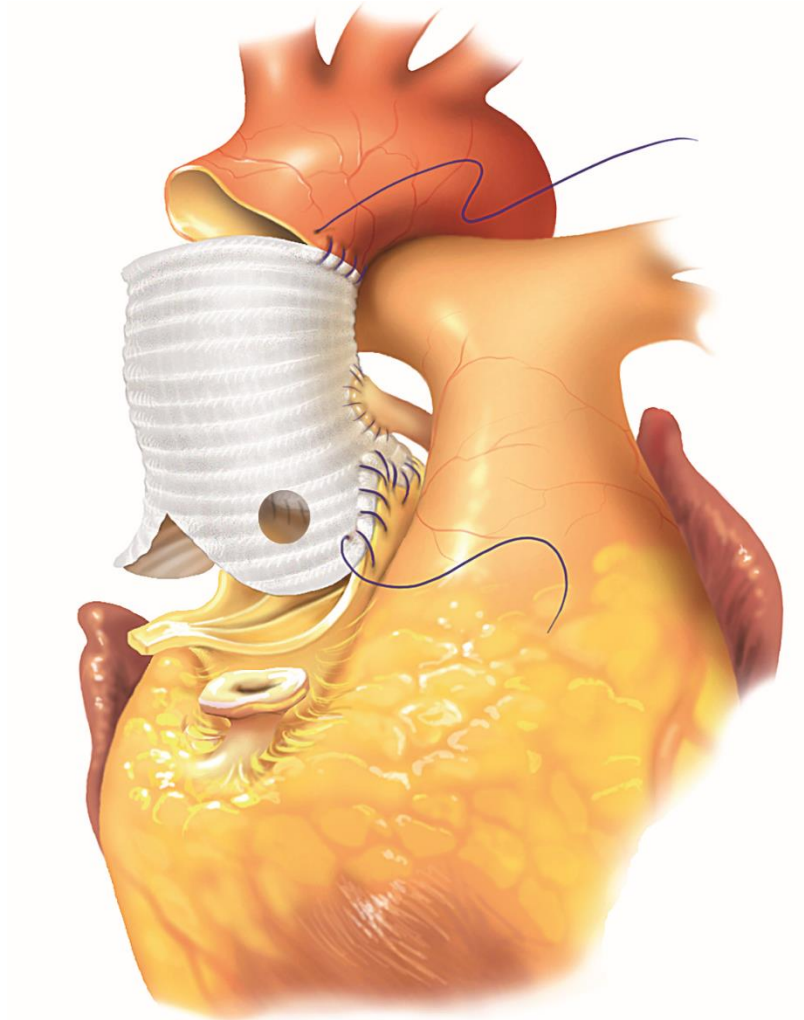
Module 1: Aortic Valve Repair

University Hospital of Saarland, Homburg/Saar, Germany

June 5th/6th, 2008

AORTIC VALVE REPAIR:

How to start



SVORCOVA
JARMILA
565912/1490

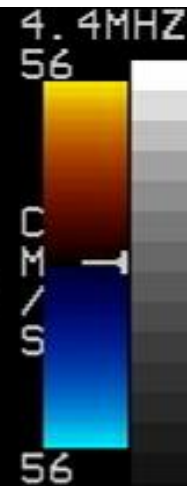
PAT T: 37.0C
TEE T: 39.0C

TIS: 0.9
T6H
26 FEB 09
11:50:07
2/0/E/M2/A
KARDIOCHIRURGIE

TEE KCH

GAIN 45
COMP 65
60BPM

13CM
12HZ



SVORCOVA
JARMILA
525812/1488

PAT T: 37.0C
TEE T <37.0C

A	HDIST	1.95	cm
B	XDIST	4.95	cm
C	:DIST	5.02	cm
D	:DIST	5.85	cm

11:45:58
2/1/E/F5
KARDIOCHIRURGIE

TEE KCH

GAIN 45
COMP 65
70BPM

13CM
53HZ



Fakultní nemocnice Hradec Králové
Sokolská 581, PSČ 500 05, IČO: 00179906
Kardiochirurgická klinika, KCH operační sály - 4151 - (tel.495831111)

O P E R A Č N Í P R O T O K O L

=====

Operační sál: 4151 KCH operační sály

Příjmení a jméno pacienta:

Č. chorobopisu: 608597

Operace dne: 14.04.2009 08:00

Yacoub + MVP + TVP

Název operace: Operace dle Yacouba, plastika mitr. a trik. chlopně

Fakultní nemocnice Hradec Králové
Sokolská 581, PSČ 500 05, IČO: 00179906
Kardiochirurgická klinika, KCH operační sály - 4151 - (tel.495831111)

O P E R A Č N Í P R O T O K O L

=====
Operační sál: 4151 KCH operační sály

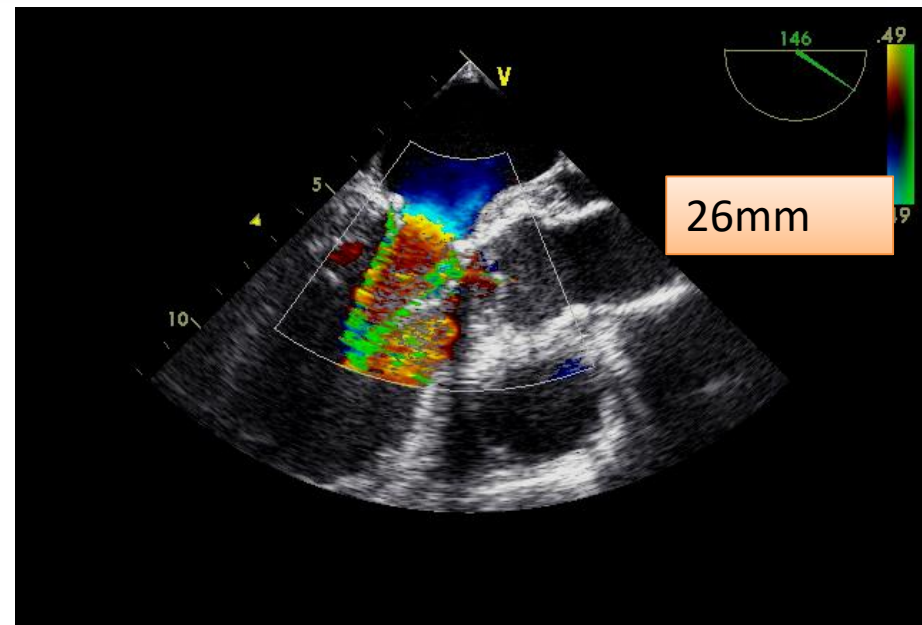
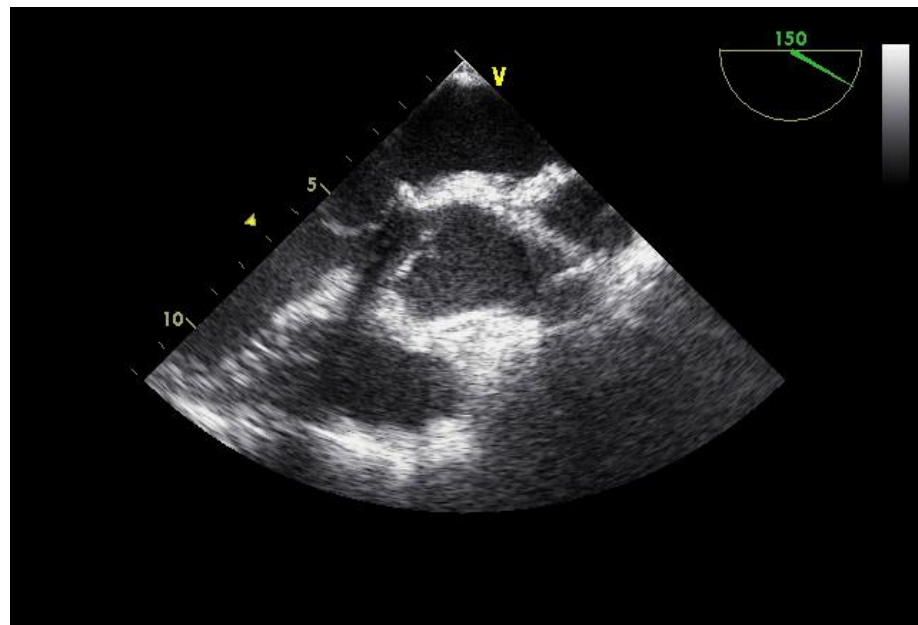
Příjmení a jméno pacienta: 565912/1490 ŠVORCOVÁ JARMILA 94294
Ohnišov 38, 517 84 Ohnišov

Č.chorobopisu: 608597

Operace dne: 14.04.2009 08:00

Yacoub + MVP + TVP

Název operace: Operace dle Yacouba, plastika mitr. a trik. chlopně



Fakultní nemocnice Hradec Králové
Sokolská 581, PSČ 500 05, IČO: 00179906
Kardiochirurgická klinika KCH operační sály 4151 (tel 495831111)

Giant Cell aortitis

Operační sál: 4151 KCH operační sály

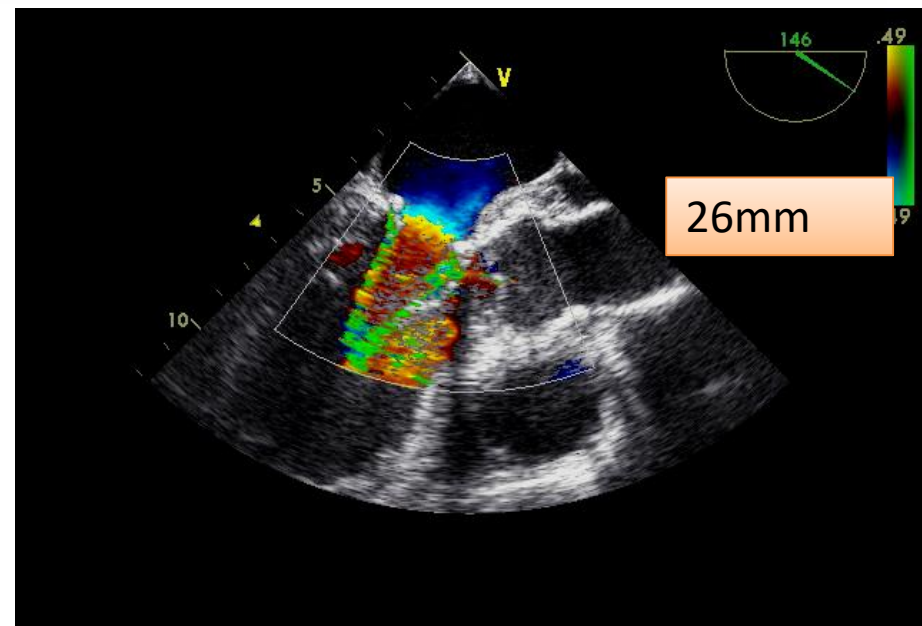
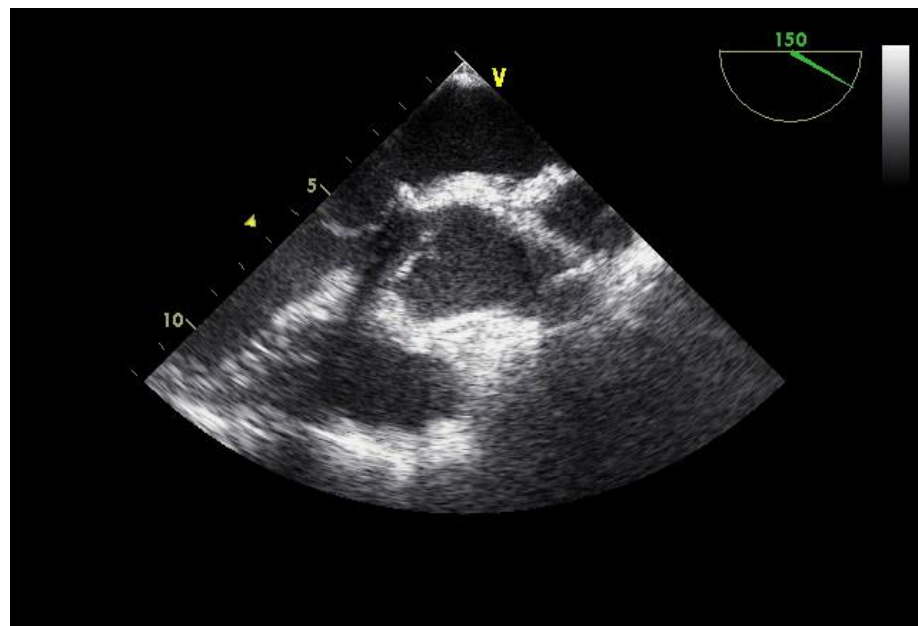
Příjmení a jméno pacienta: 565912/1490 ŠVORCOVÁ JARMILA 94294
Ohnišov 38, 517 84 Ohnišov

Č. chorobopisu: 608597

Operace dne: 14.04.2009 08:00

Yacoub + MVP + TVP

Název operace: Operace dle Yacouba, plastika mitr. a trik. chlopně



PHILIPS

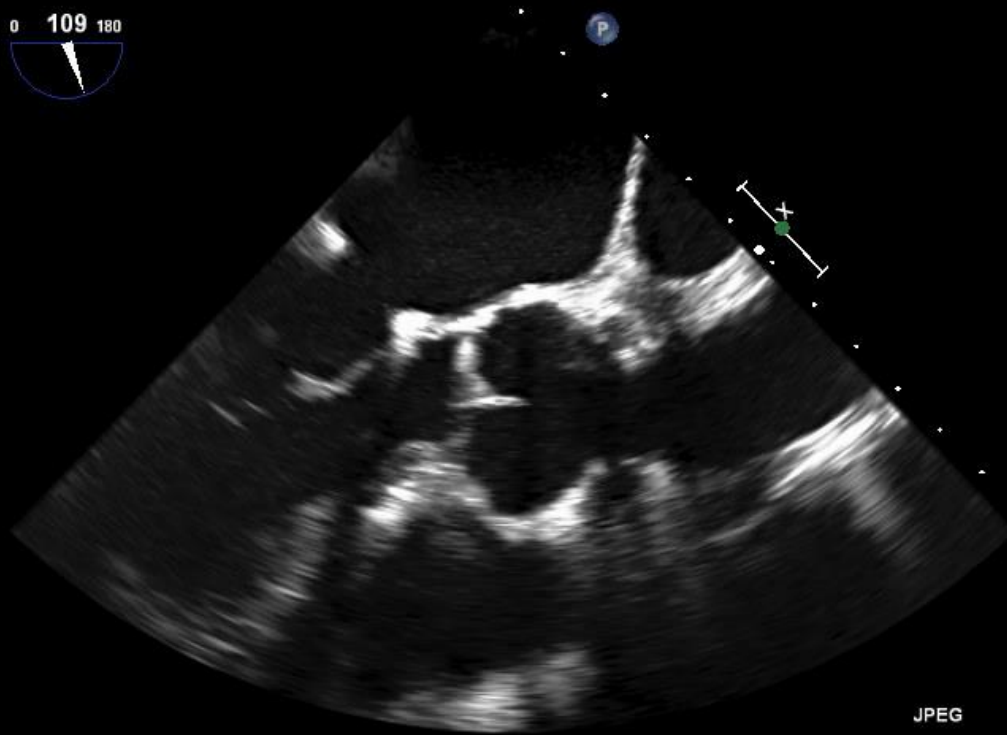
TIS0.1 MI 0.3

CX7-2t/KCHTEE

FR 50Hz
12cm

M4

2D
70%
C 50
P Off
Gen



JPEG

PAT T: 37.0C
TEE T: 37.7C

69 bpm

PHILIPS

TIS0.7 MI 0.4

CX7-2t/KCHTEE

FR 11Hz
11cm

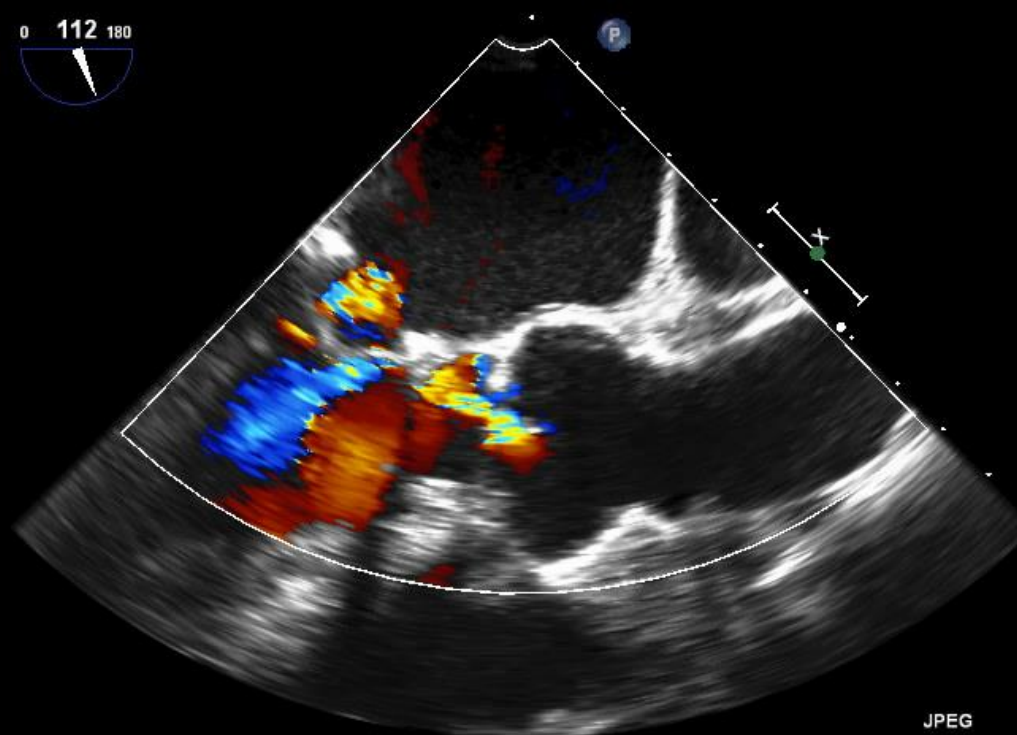
2D
71%
C 50
P Off
Gen



CF
59%
4.4MHz
WF High
Med



G
P R



JPEG

PAT T: 37.0C
TEE T: 39.7C

66 bpm

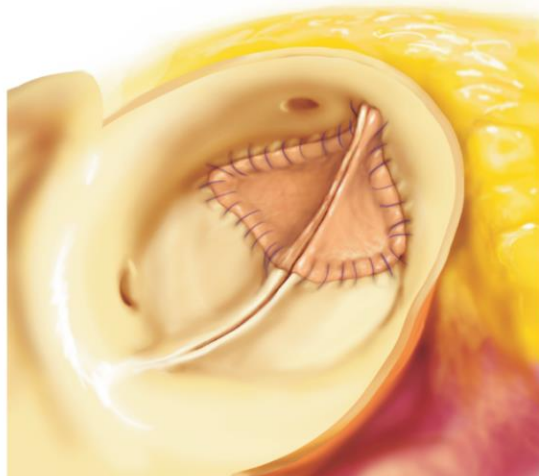
AORTIC VALVE REPAIR:

How to start

**Kardiochirurgická klinika LF a FN Hradec Králové si Vás dovoluje pozvat na přednášku
prof. Hanse Joachima Schäferse z University Hospitals of Saarland, Homburg**

Aortic valve repair - alternative to replacement?

Přednáška bude spojena s živým přenosem z operačního sálu - 2 záchovné operace unikuspidální aortální chlopně.



13. srpna 2010 v 8.30

Konferenční místnost Bedrnova pavilónu (1. patro)
Fakultní nemocnice Hradec Králové



Edwards Lifesciences

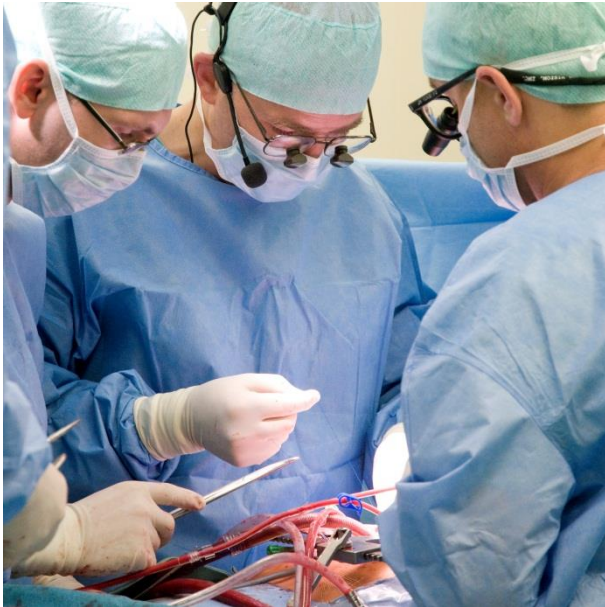
Za organizační výbor
doc. MUDr. Jan Harrer, CSc.
doc. MUDr. Jan Vojáček, Ph.D.



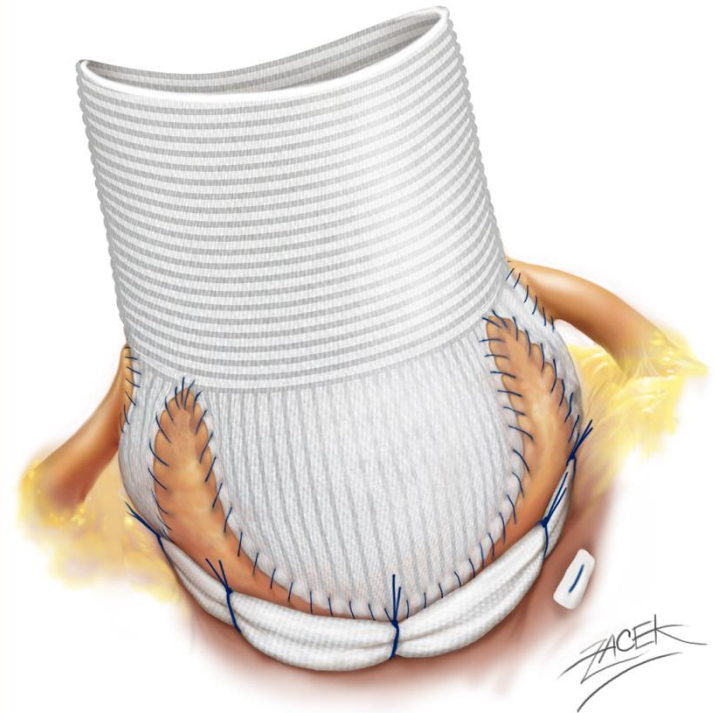
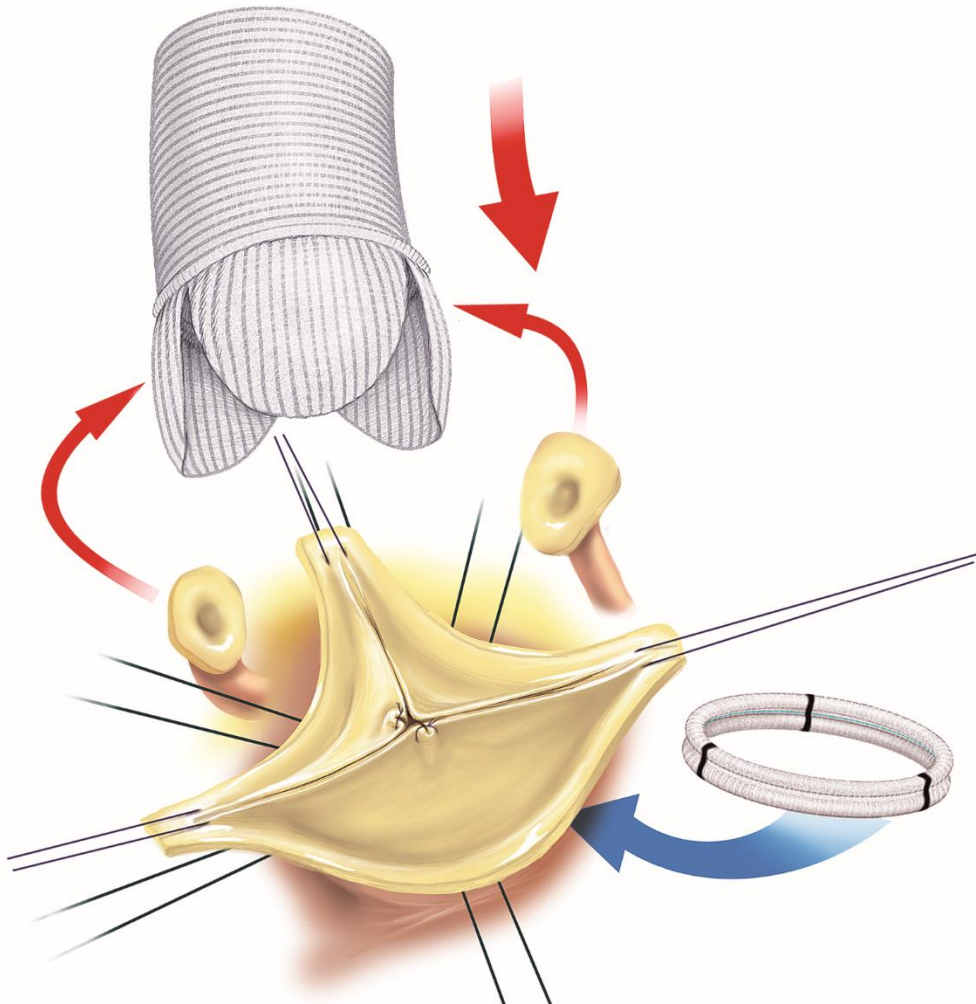
KARDIOCHIRURGIE
Hradec Králové

AORTIC VALVE REPAIR:

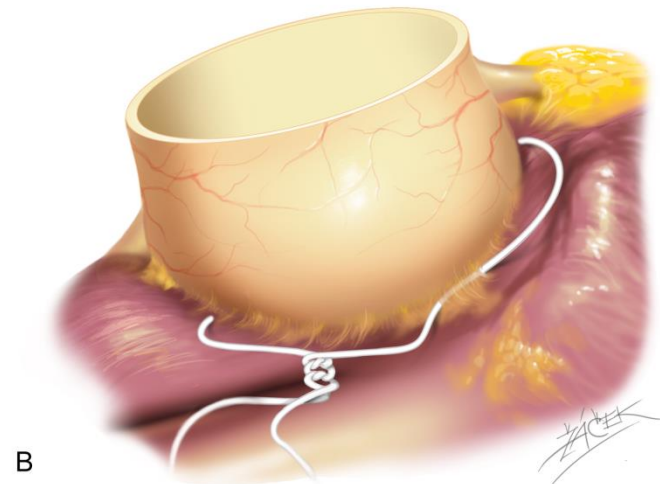
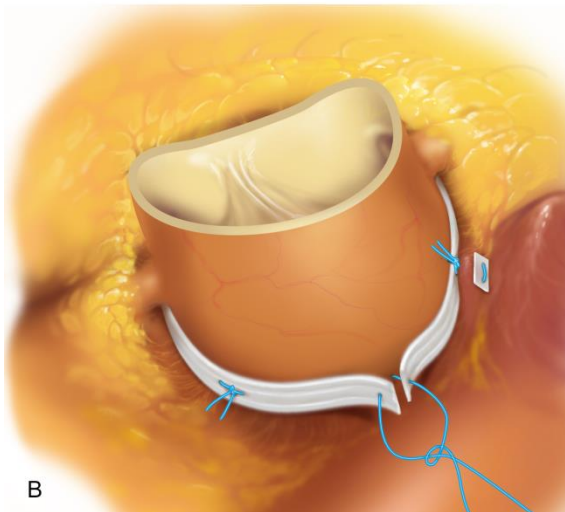
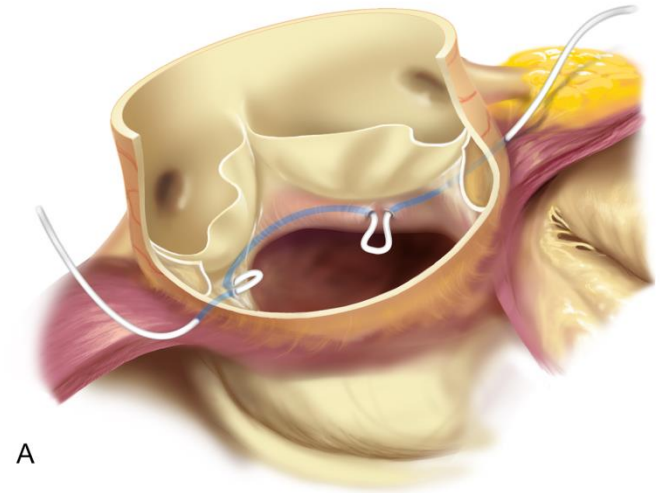
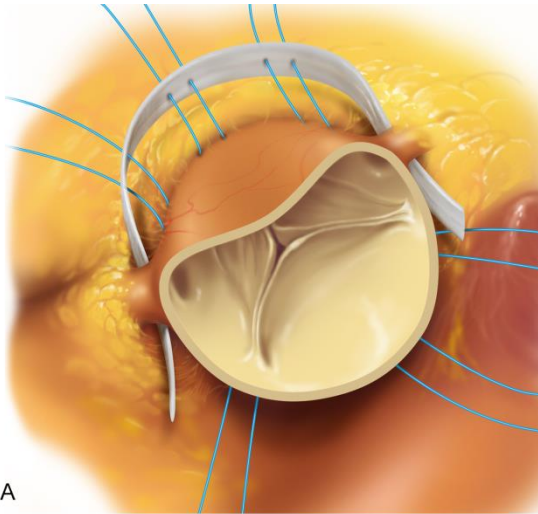
How to start



AORTIC VALVE REPAIR: How to start



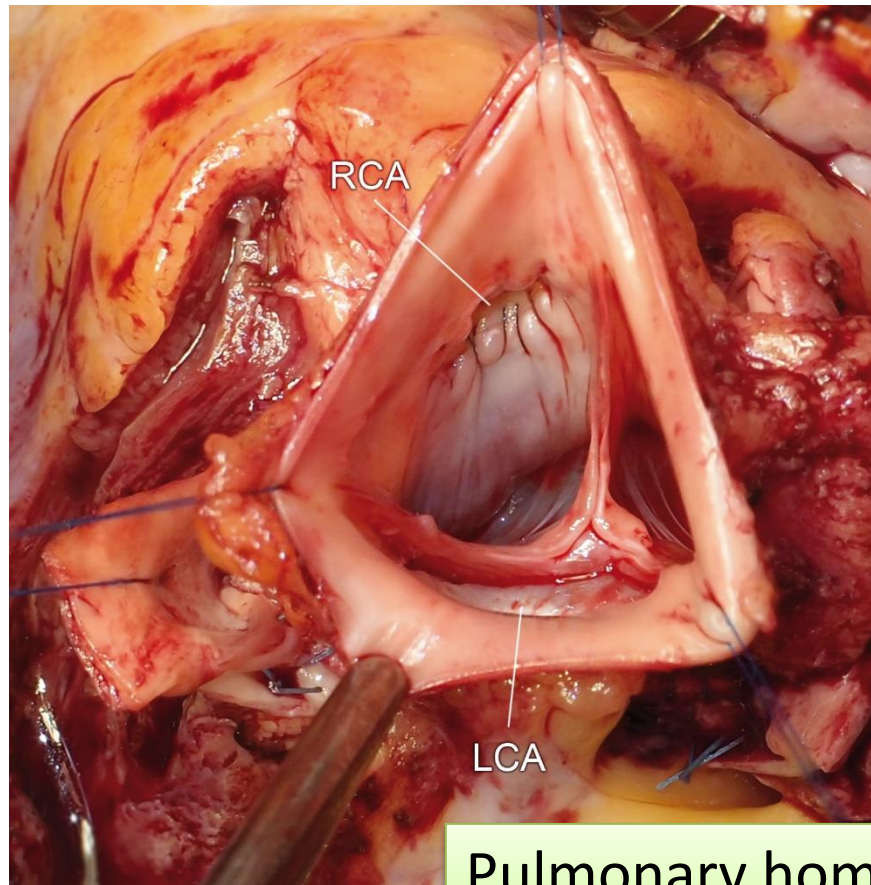
AORTIC VALVE REPAIR: How to start



AORTIC VALVE REPAIR:

How to start

The Ross procedure



Pulmonary homograft on site!

Aortic Regurgitation



Aortic Regurgitation

Jan Vojacek
Pavel Zacek
Jan Dominik
Editors

OPEN ACCESS

EDITED BY
Massimo Bonacchi,
University of Florence, Italy

REVIEWED BY
John W. Brown,
Indiana University, United States
S. Ram Kumar,
University of Southern California,
United States

*CORRESPONDENCE
Petr Fila
petr.fila@cktch.cz

†These authors have contributed
equally to this work and share first
authorship

SPECIALTY SECTION



zation
e
ortic
Insight
ry

Ondrášek³,
manuel Lansac⁶,
Christian Dinges⁹,
na¹ and
ators

AORTIC VALVE REPAIR:

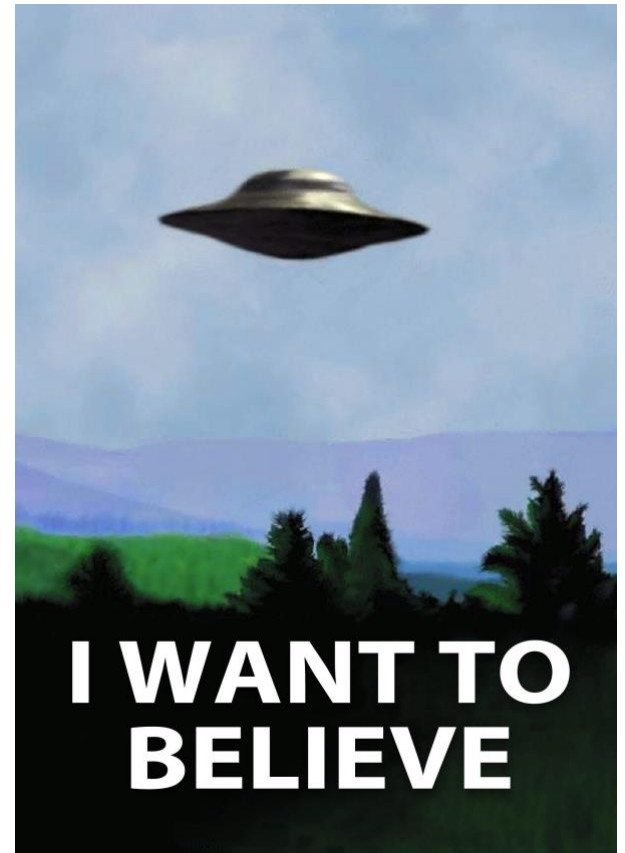
How to start

Suggestions??

AORTIC VALVE REPAIR:

How to start

Strong believe



AORTIC VALVE REPAIR:

How to start

**Get support of
your chief**



AORTIC VALVE REPAIR:

How to start


**Participate in
the workshops**

AORTIC VALVE REPAIR:

How to start

Participate in
the workshops

INVITATION **June 21-22, 2012** **AORTIC VALVE REPAIR :** A STEP BY STEP APPROACH



Dear Colleagues,

We are pleased to invite you to the second edition of **Aortic Valve Repair: a step by step approach**. This two day session will focus on the management of dystrophic aortic roots, from echocardiographic analysis to a standardized and physiological approach to aortic valve repair. Our aim is to question current knowledge through lectures from international faculty, live-on-tape surgeries, short videos from difficult cases, management of intraoperative failures and reoperations.

We look forward to your participation during the interactive discussions on the evolving field of aortic valve repair.

Emmanuel Lansac, MD,
on behalf of the scientific committee


committee
on behalf of the scientific
Emmanuel Lansac, MD

invite
aortic valve
discussions on the
participation during the
live on-tape

AORTIC VALVE REPAIR:

How to start


Participate in
the workshops



AORTIC VALVE REPAIR SUMMIT

1ST-3RD JULY / BRUSSELS - BELGIUM

BRINGING TOGETHER THE DIFFERENT SCHOOLS OF THOUGHT IN AV REPAIR

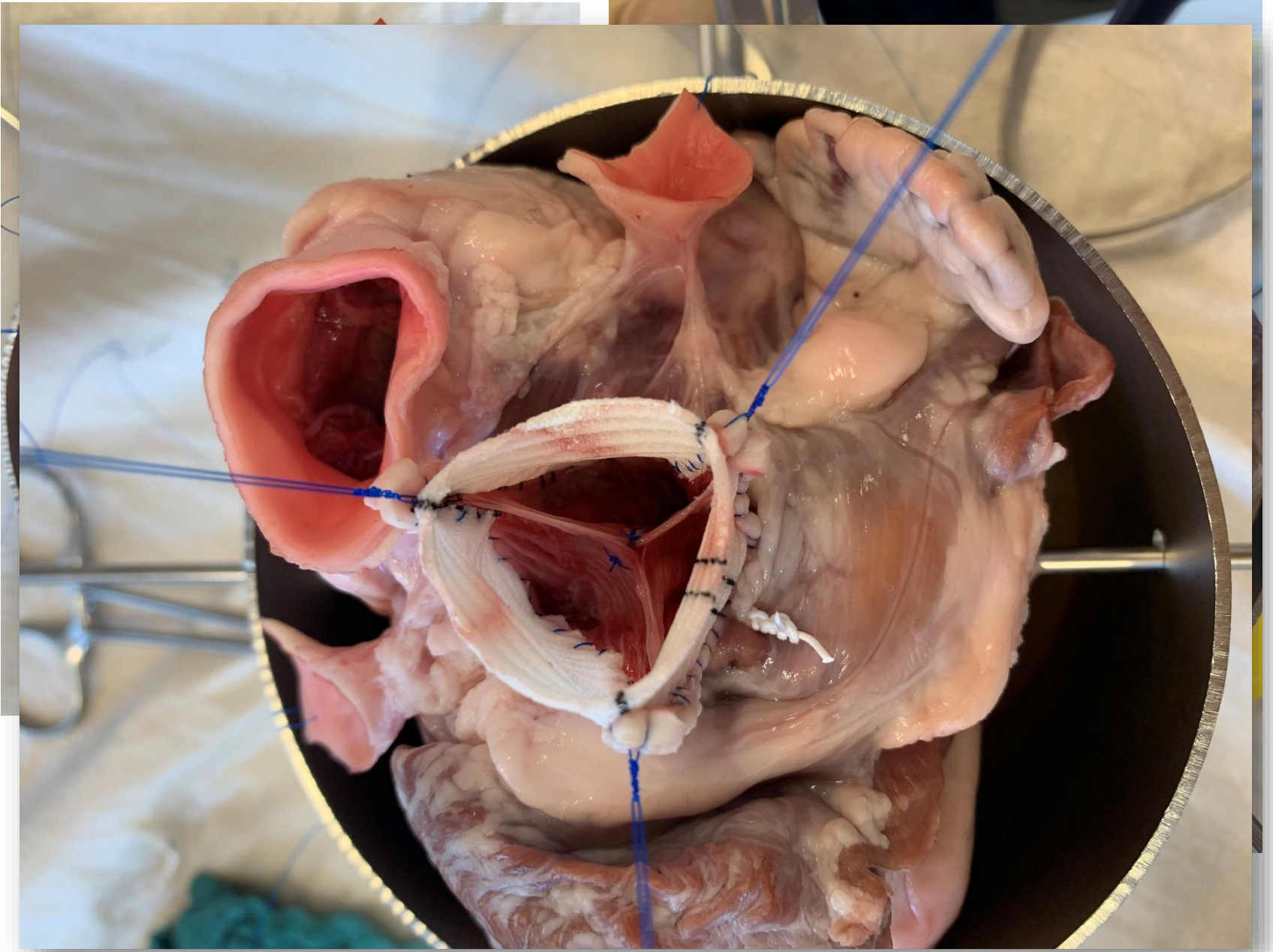


GRAM

and Root

ber 16th, 2016

Universitätsklinikum
des Saarlandes









AORTIC VALVE REPAIR:

How to start

Do first cases with the help of an expert



AORTIC VALVE REPAIR:

How to start

**What lesion you
should start with?**

TRICUSPID??

BICUSPID??

ISOLATED VALVE REPAIR??

**AORTIC VALVE SPARING
SURGERY WITH ROOT
REPLACEMENT??**

AORTIC VALVE REPAIR:

V
S

When to repair
reasonable

Root dilatation with tricuspid/bicuspid
valve, prolapse of 1 cusp

Root dilatation with prolapse of all cusps,
1 to 2 fenestrations involved in prolapse, unicuspid av

Root dilatation with
retraction/calcium cusps

uncertain

08.09.2022

?

!

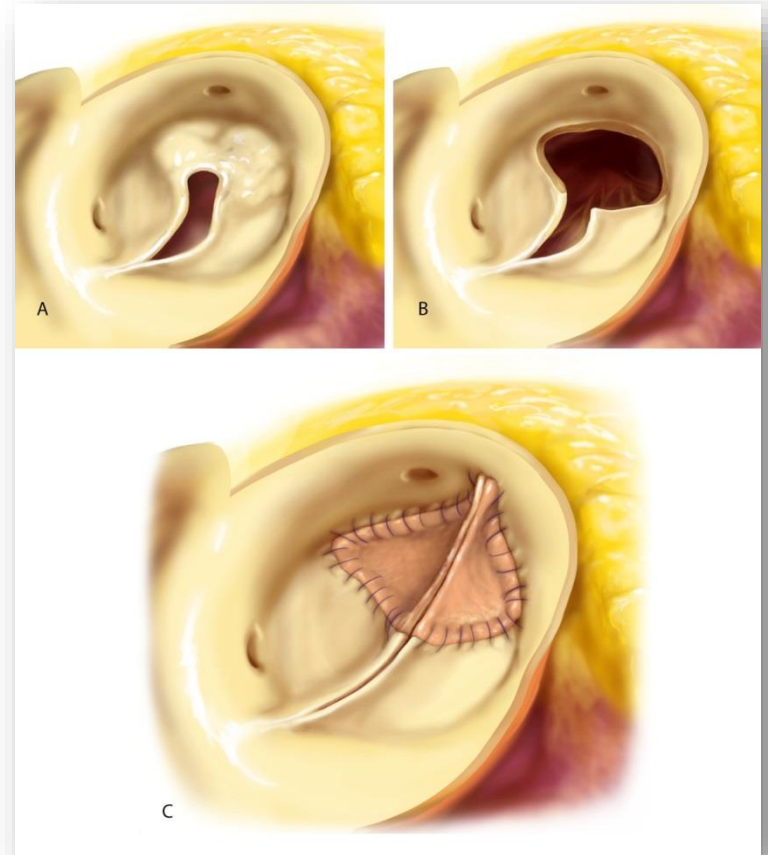
??



AORTIC VALVE REPAIR:

How to start

What lesion you should start with?

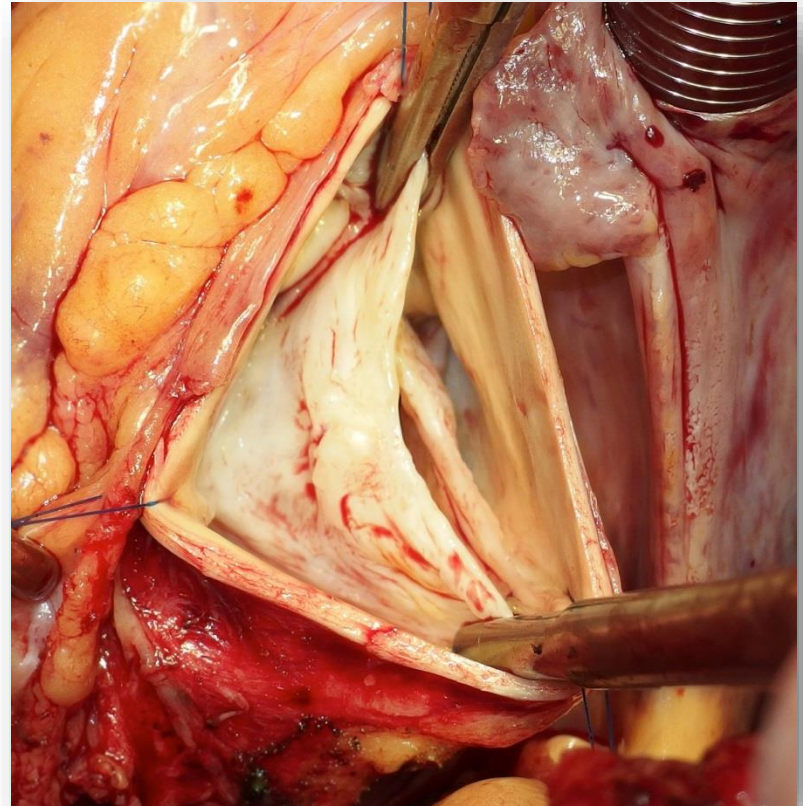


Start with easy cases in low risk patients

AORTIC VALVE REPAIR:

How to start

What lesion you should start with?

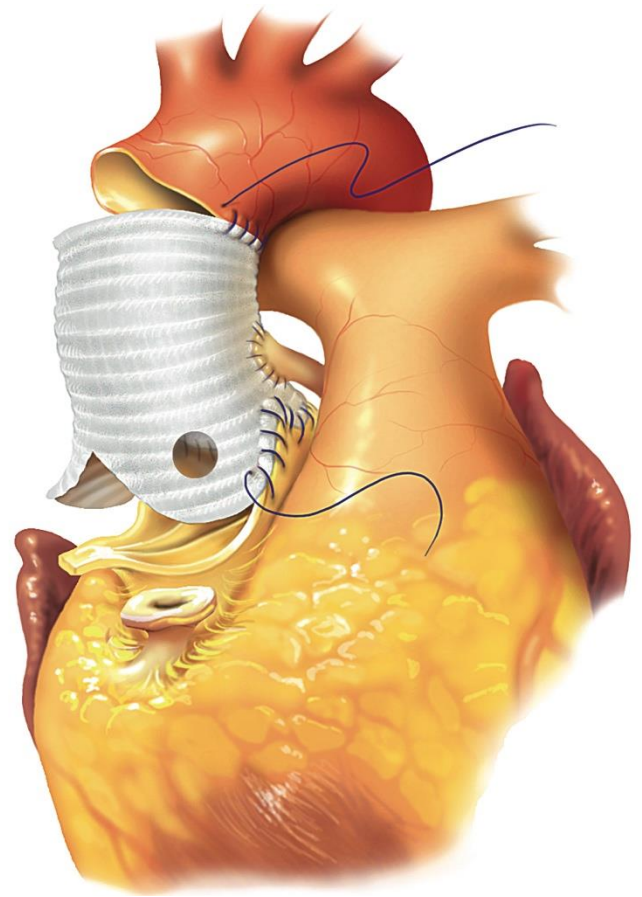


Start with easy cases in low risk patients

AORTIC VALVE REPAIR:

How to start

What lesion you should start with?



Start with easy cases in low risk patients

AORTIC VALVE REPAIR:

How to start

Built-up „the aortic valve repair team“

You need a good echocardiographer



AORTIC VALVE REPAIR:

How to start

- ✓ Workshops
- ✓ Patient selection
- ✓ Do first cases with the help of an experts
- ✓ Aortic valve repair team



Minimize the learning curve

AORTIC VALVE REPAIR:

How to start

**Get enough
patients**


And **crowds** of happy patients...



AORTIC VALVE REPAIR:

How to start

**Educate your referring
cardiologist**





Thank you for your attention!